

DON'T MISS THESE GREAT PALLET BUYS FOR FALL MARKET!

GO GREEN AND \$AVE GREEN WITH HOWARD PALLET BUYS!

FLUORESCENT 8 FT RETROFIT KIT (INCLUDES F32 T8 BALLAST) 30 PER PALLET

FSR84432ASEMV0000001

Converts a 2 bulb F96T12 fixture to
a 4 bulb F32T8 fixture.

Regular: **\$35.00**

Pallet Price: **\$30.00**

\$900.00



POOL PALLET ORDER



HIGH BAY FLUORESCENT 4 LAMP 32 WATT T8 15 PER PALLET

HFA2A432ASIMV0000001

Regular: **\$81.25**

Pallet Price: **\$73.53**

\$1102.95



DESCRIPTION

Fluorescent strip channel Retrofit Kits are a simple and cost-effective solution to upgrading existing 8ft. strip fixtures into more efficient electronic T8 strips.

INSTALLS IN 7 EASY STEPS!

**FEDERAL, STATE AND LOCAL
UTILITY INCENTIVES ARE
OFTEN AVAILABLE
TO COMPANIES AND
INDIVIDUALS INSTALLING
ENERGY-EFFICIENT
PRODUCTS.**

FREE TECHNICAL ASSISTANCE FROM HOWARD:

Contact us with questions about re-doing stores and customer facilities with money-saving lighting solutions from Howard Lighting Products:

CALL SCOTT HILTON: 601-422-1629

Visit us online at HowardLightingProducts.com



PH: 281.355.1958 ▲ FAX: 281.350.3691PO
Box 3345 ▲ Spring TX 77383-3445

ORDER WINDOW AUGUST 11 – OCTOBER 11

IT'S EASY TO REPLACE A MAGNETIC BALLAST WITH AN ELECTRONIC BALLAST

FOUR FOOT LAMP

APPLICATION:

F40T12 Electronic Ballast E2/40RS-120MC & E2/40RS-277

Two lamp magnetic ballasts have 2 Red, 2 Blue, and 2 Yellow wires. Two lamp electronic ballasts have 2 Blue and 1 Red Wires. Wire 2 Yellow wires from fixture to the Red wire from ballast, wire the two Red wires from fixture to one of the Blue wires from ballast, and wire the two Blue wires from fixture to the other Blue wire from the ballast.

Other features:

- If you replace T12 lamps with T8 lamps, then you do not need to replace the tube sockets.
- Can operate three lamps in a four lamp fixture or one lamp in a two lamp fixture by capping one blue ballast lead.

EIGHT FOOT LAMP

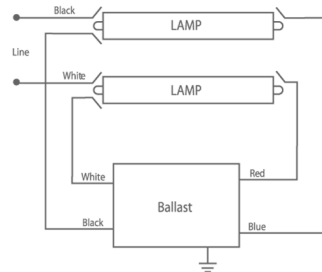
APPLICATION:

F96T12 Slimline Electronic Ballast EP2/75IS/MV/SC, E2/75IS-120MC & E2/75IS-277

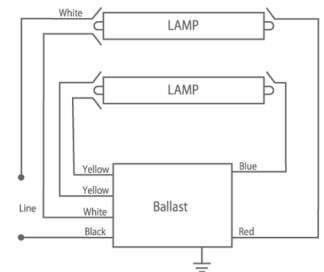
Can be used with the F96T12 tube; you won't have to replace the sockets in the fixture. Wiring from magnetic to electronic is a little different with this ballast.

Please see the diagram in the next column. This information is also available on our website.

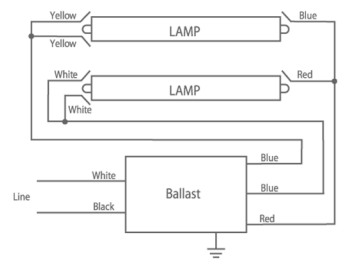
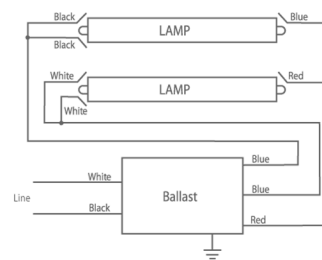
F96T12 Installation instructions for Slimline Magnetic retrofit to Electronic



120V Slimline Original Wiring



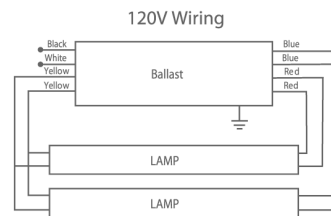
277V Slimline Original Wiring



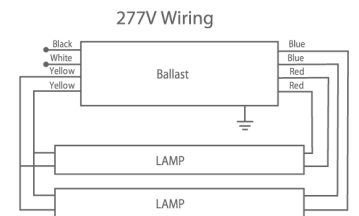
F96T12HO Electronic Ballast

EP2/110RS-MV, E2/110RS-120 & E2/110RS-277

Can be used with the F96T12HO tube; you won't have to replace the sockets in the fixture. Please see the diagram below. This information is also available on our website.



120V Wiring



277V Wiring

Electronic ballasts are rated for Class P outside applications and operate in cold weather down to 0 degrees Celsius. Magnetic ballasts only operate above 50 degrees Celsius.

VISIT www.howard.com TO SEE THE COMPLETE LINE
OF HOWARD LIGHTING PRODUCTS

Howard Lighting Products offers a wide array of lighting fixture products for all residential, commercial and industrial lighting needs.



PH: 281.355.1958 ▲ FAX: 281.350.3691 PO
Box 3345 ▲ Spring TX 77383-3445